

# QUICK & EASY FIXES FOR...

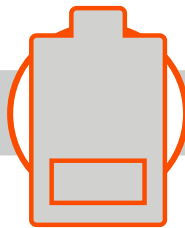
## IM65A F16

If you find you are experiencing problems with your tool, here are a few easy suggestions to help keep you going.

### STEP ONE




CLEAN TOOL THOROUGHLY



CHECK BATTERY IS FULL CHARGED



CHECK FOR BRAD JAMS



TRY THE TOOL WITH DIFFERENT BATCH OF BRADS/  
CHECK FUEL CELL IS IN DATE

### STEP TWO



#### ISSUE

- Not firing brads - just leaves an indentation or blank shots.

#### SOLUTION

- Check brads are free moving in magazine.
- Check for brad jam in nose and magazine.

### STEP THREE



#### GENERAL

#### ISSUE

- Intermittent firing/ won't fire properly.



#### SOLUTION


- Check fuel is in date (see base of fuel) and that the fuel cell is not too cold.

- Fan running constantly.



- Check nose probe isn't stuck back and is free moving.

- Fan not working/solid red light/won't fire/no power/no lightson tool.



- Check for damaged or disconnected cables under rear cap.

- Charger alternating red/ green lights.

- Replace battery.

...PLUS, DON'T FORGET ABOUT YOUR TOOL

#### WARRANTY

Your Paslode tool comes with a standard 2 year warranty, covering all components providing that Manufacturer's Operating Instructions have been followed, that no modifications have been made or non-original components or spare parts have been used, and that the tool has not been accidentally damaged or neglected.

Make sure to register your tool online  
Find further information in your toolcase.

**2** **Paslode**  
**YEAR**  
**WARRANTY**